

**USER MANUAL:                   STronic URP GSM K+**




**IMPORTANT:** STronic URP GSM K+ is a device which is a combination of 2 different modules, Listening module GSM based and then Voice Recording module with VOX activation only. To access the devices recordings, you have to connect it to a PC and physically get the data.

There are 2 microphones, because each unit uses their own microphone when needed.

# STronic URP GSM K+

---



1. Microphone
2. Micro USB
3. Recording diode
4. SIM Slot
5. Microphone 2
6. GSM diode
7. ON OFF button (only for voice recorder)

# QUICK SET-UP GUIDE:

---

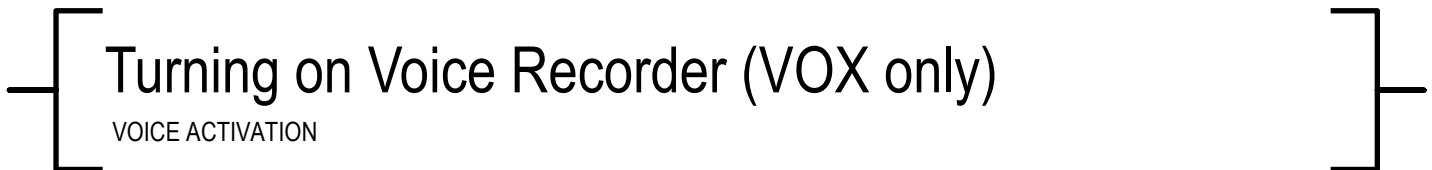
## IMPORTANT:

---

- DEVICE CHARGES **WITH CABLE ONLY** (faster charging is with enclosed adaptor)
- USE APPROPRIATE OPERATING SYSTEM (Windows XP,7,8,8.1, 10 & MacOs)
- SIM has to be without PIN.
- **DEVICE IS NOT WATER RESISTANT**



Put in SIM without a PIN code, wait for the unit to FLASH and then you are good to go. The unit CALL BACK FUNCTION is activated by sending 1111 to the unit. Turning off is by 0000.



You will turn on the switch as shown on the picture with number 7.



Take off the SIMCARD and TURN OFF the switch so there is no diodes or flashing on the unit visible. The device is then turned off.

# Time set-up

---

Run the application [StealthTronic.exe](#)

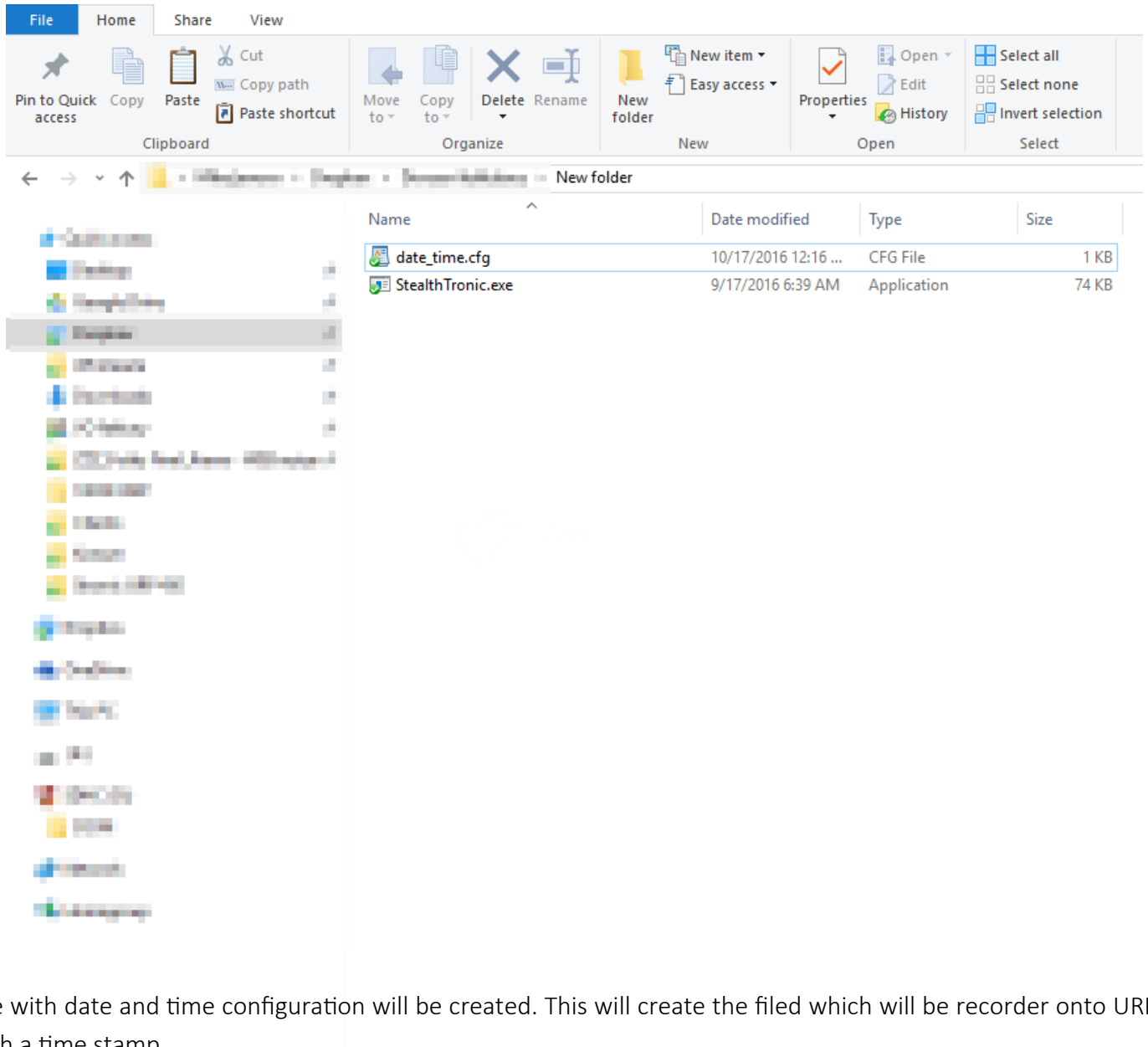


Select the desired

- YYYY = Year = 2016
- MM = Month = 10
- DD = Day = 02

This date would refer to 2.10.2016

In case your device goes out of battery, you will have to change the date again.



File with date and time configuration will be created. This will create the file which will be recorded onto URP with a time stamp.

**TIP:** If you need to make recording from last year, you can simply change the time to whatever date you need.

# CHARGING

---

The unit has to be turned off. That means, that the SWITCH has to slide to the LEFT.

- Plug the charger to the wall
- RED diode will light continuously | **CHARGING**
- RED diode will flash | **FULL BATTERY**

Orientationally you estimate the percentage of battery by following:

0—30% battery : No flash or light

30—70% battery : One flash

70—100% battery: Light Flashing

# FILE ACCESS

---

Make sure that the unit has been turned OFF with a SWITCH to the LEFT.

Connect to the PC and get the files which you need.

Get the files which you need, but do not erase the application.

# TECHNICAL SPECS

---

Number of Microphones	2
Battery Life:	150 Hrs   13 hours listening
Standby Time:	250 Days in voice activation
Charging Time:	4.5 hrs
Size:	76 x 33 x 14 mm
Weight:	67 g
Voice Activation	YES
Battery capacity	2000 mAh
Listening	100-150 mAh (GSM)
Recording	7mAh

# FAQ

---

Did you see the date and it is not working?

You have to set it again, if the device went completely out of battery.

You cannot reach the device?

The device is most likely out of battery, make sure that the PIN is off.

# PACKAGE CONTENT

---

1. STronic URP GSM K+
2. Software for changing date
3. Charger
4. USB MINI cable



# USEFUL INFORMATION

---

If battery is fully discharged, charging will start 3 min after connecting the device into power supply.

**We recommend to format battery before you start using the device.** Charge the device at least 10 hours and then let it discharged. Repeat three times. After device will be fully formatted, charge it for 8 hours, ideally. After that, please proceed as stated above.

Please note, **quality of mobile signal in the place of installation strongly affects quality of interception**

When device is not rechargeable, re-insert SIM card or re-charge the device

When call back function doesn't work properly, even if activated, re-insert SIM card

# DISCLAIMER

---

This user manual can be slightly different from specific product.

Before start using the device, check your local legal terms. Neither supplier nor distributor don't assume and responsibility for using device in conflict with local law.



Contact Us:  
Tel. +385 51 673 400  
Fax. +385 51 671 542

Mail:  
info@spyshopeurope.com  
sales@spyshopeurope.com

Beling d.o.o.  
Franje Čandeka 23B  
51000 Rijeka, Croatia  
VAT No. HR 80249393012